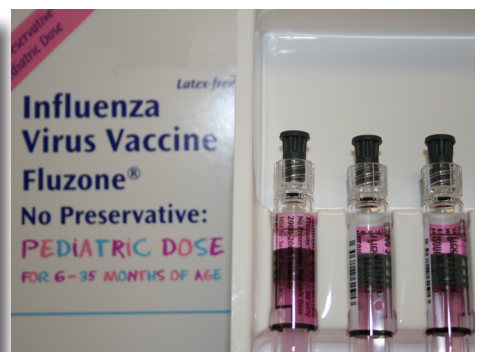




SOUTHERN NEVADA HEALTH DISTRICT



BUDGET Fiscal Year Ending June 30, 2016



**SOUTHERN NEVADA HEALTH DISTRICT
2015/16 BUDGET**

TABLE OF CONTENTS

	<u>Page No.</u>
Summary – All Funds	1
Combined General and Special Revenue Funds	
Fund Balance.....	2
Revenues by Source	3
Expenditures – Comparison by Category.....	4
Expenditures – Comparison by Division.....	5
General Fund	
General Fund Revenues.....	6
Division Details.....	7
General Fund Expenditures.....	11
Special Revenues Funds	
Special Revenue Funds Revenues.....	13
Special Revenue Funds Expenditures	14
Bond Reserve Fund Summary	15
Capital Reserve Fund Summary.....	16
Southern Nevada Public Health Laboratory Summary	17
Liability Reserve Fund Summary.....	18
Submission to Clark County, Nevada	
Schedule B	19
Public Notice	
Affidavit of Publication	26
Publication.....	27

**SOUTHERN NEVADA HEALTH DISTRICT
2015/16 BUDGET
SUMMARY - ALL FUNDS**

	<u>Beginning Balance</u>			<u>Ending Balance</u>	
	<u>July 1, 2015</u>	<u>Revenues</u>	<u>Expenditures</u>	<u>Transfers</u>	<u>June 30, 2016</u>
GENERAL FUND-Unassigned	\$10,566,501	\$49,143,048	\$(43,954,796)	\$(6,854,979)	\$ 8,899,774
SPECIAL REVENUE FUNDS					
Federal Grant Funds	-	5,572,196	(6,997,631)	1,425,435	-
Federal Pass-thru Grant Funds	-	9,078,919	(11,332,723)	2,253,804	-
State Grant Funds	-	2,357,701	(2,832,796)	475,095	-
Other Grant Funds	-	79,207	(102,130)	22,923	-
CAPITAL PROJECT FUNDS					
Building Reserve Fund	4,411,448	30,000	-	1,350,639	5,792,087
Capital Project Fund	5,733,172	40,000	(4,470,000)	-	1,303,172
PROPRIETARY FUND					
Laboratory Fund (less depreciation)	407,485	974,307	(2,608,475)	1,226,683	-
INTERNAL SERVICE FUND					
Insurance Liability Fund	757,291	5,300	(100,000)	100,400	762,991
GRAND TOTAL	\$21,875,897	\$67,280,678	\$(72,398,551)	\$ -	\$ 16,758,024

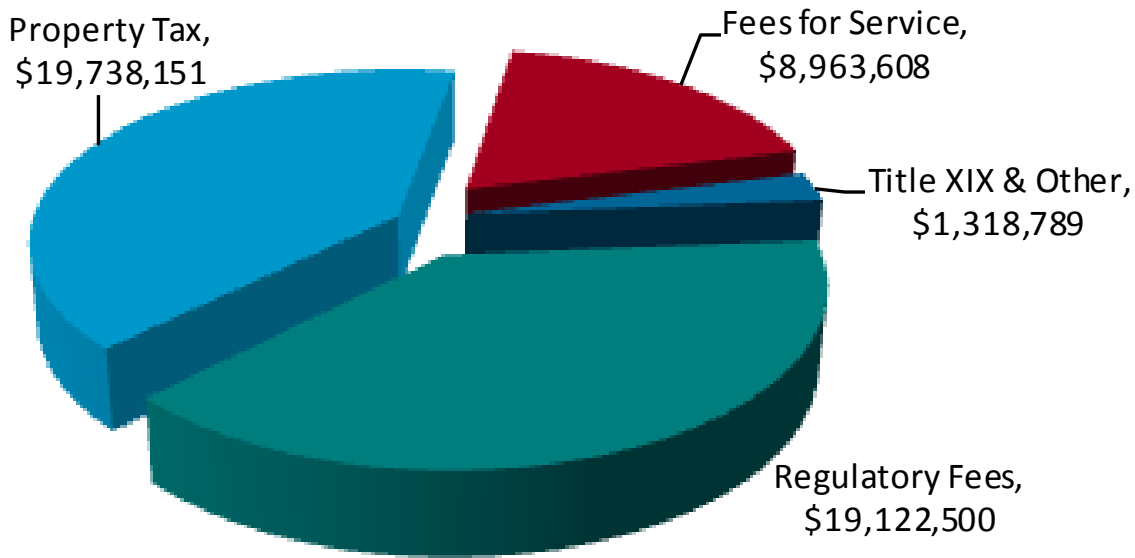
**Combined
General Fund
and
Special Revenue Funds**

**SOUTHERN NEVADA HEALTH DISTRICT
2015/16 BUDGET
COMBINED FUND BALANCE - GENERAL AND SPECIAL REVENUE FUNDS**

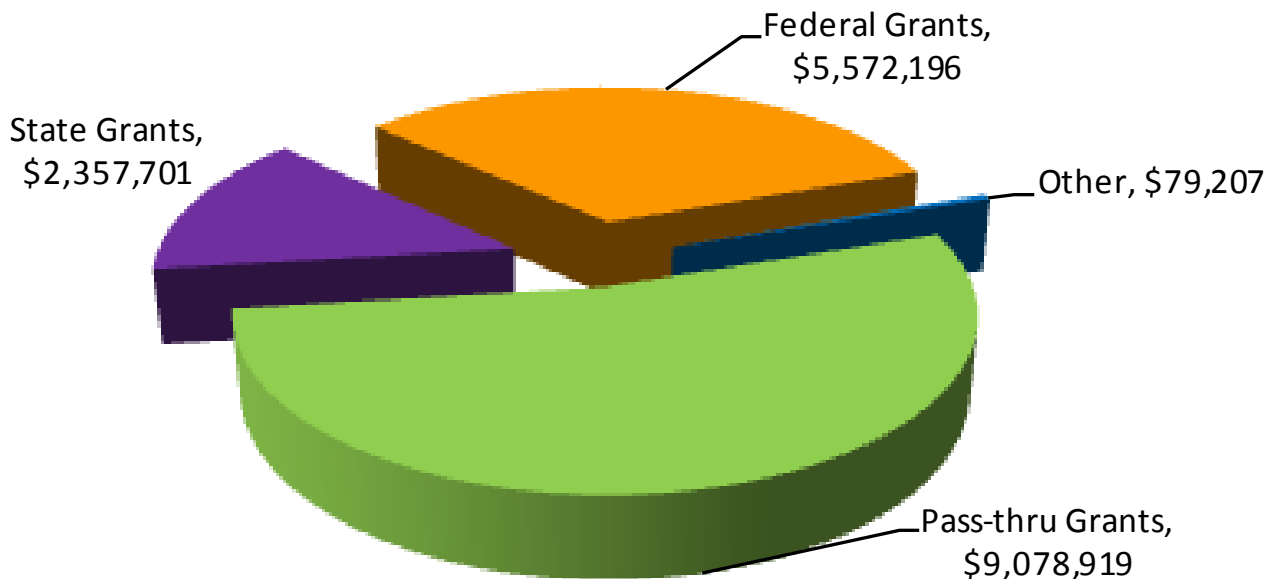
	2013/14	2014/15		2015/16
	<u>Actual</u>	<u>Original</u>	<u>Estimated</u>	<u>Adopted</u>
Beginning Fund Balance	\$ 21,076,238	\$ 10,854,191	\$ 12,862,706	\$ 10,566,501
Revenues	58,116,849	59,131,843	64,981,098	66,231,071
Expenditures	(62,636,779)	(61,973,649)	(65,421,811)	(65,220,076)
Other Financing Sources (Uses)				
Transfer from Capital Fund	1,458	-	-	-
Transfer from General Funds	-	-	4,273,050	4,177,257
Transfer from Proprietary Fund	519,458	718,000	495,147	556,950
Transfer to Special Revenue Funds	-	-	(4,273,050)	(4,177,257)
Transfer to Liability Reserve Fund	-	-	-	(100,400)
Transfer to Bldg Reserve Fund	(3,581,152)	(1,350,639)	(1,350,639)	(1,350,639)
Transfer to Proprietary Fund	(633,366)	(506,540)	-	(1,783,633)
Change in Fund Balance	(8,213,532)	(3,980,985)	(1,296,205)	(1,666,727)
Restricted Emergency Fund Balance	-	-	1,000,000	1,000,000
Ending Fund Balance	\$ 12,862,706	\$ 6,873,206	\$ 10,566,501	\$ 8,899,774
	20.54%	11.09%	16.15%	13.65%

Board appropriate level of Unassigned Fund Balance is 10% (action Nov. 2014)

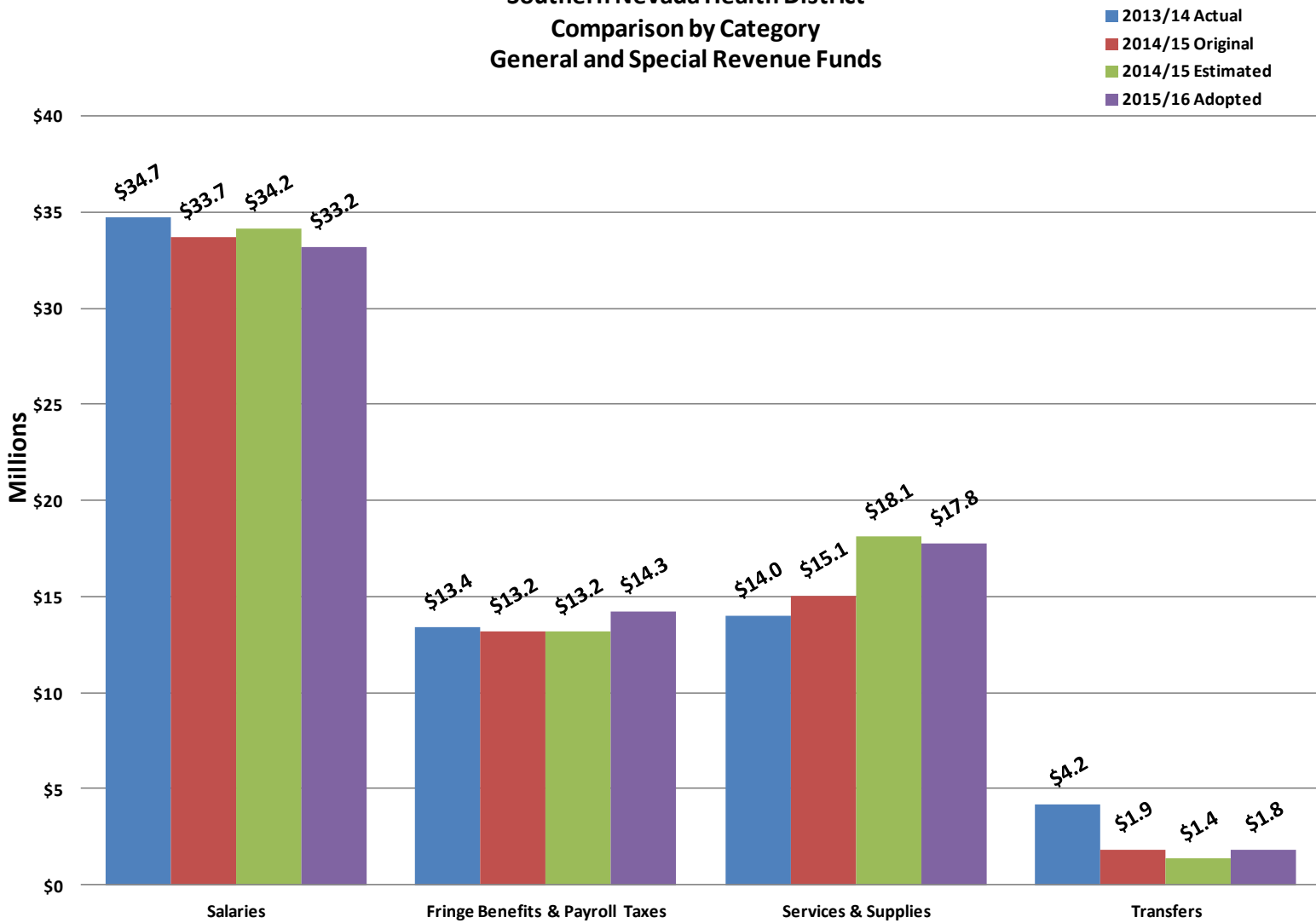
Southern Nevada Health District
2015/16 General Fund Revenues by Source
\$49,143,048



Southern Nevada Health District
2015/16 Special Revenue Funds Revenues by Source
\$17,088,023

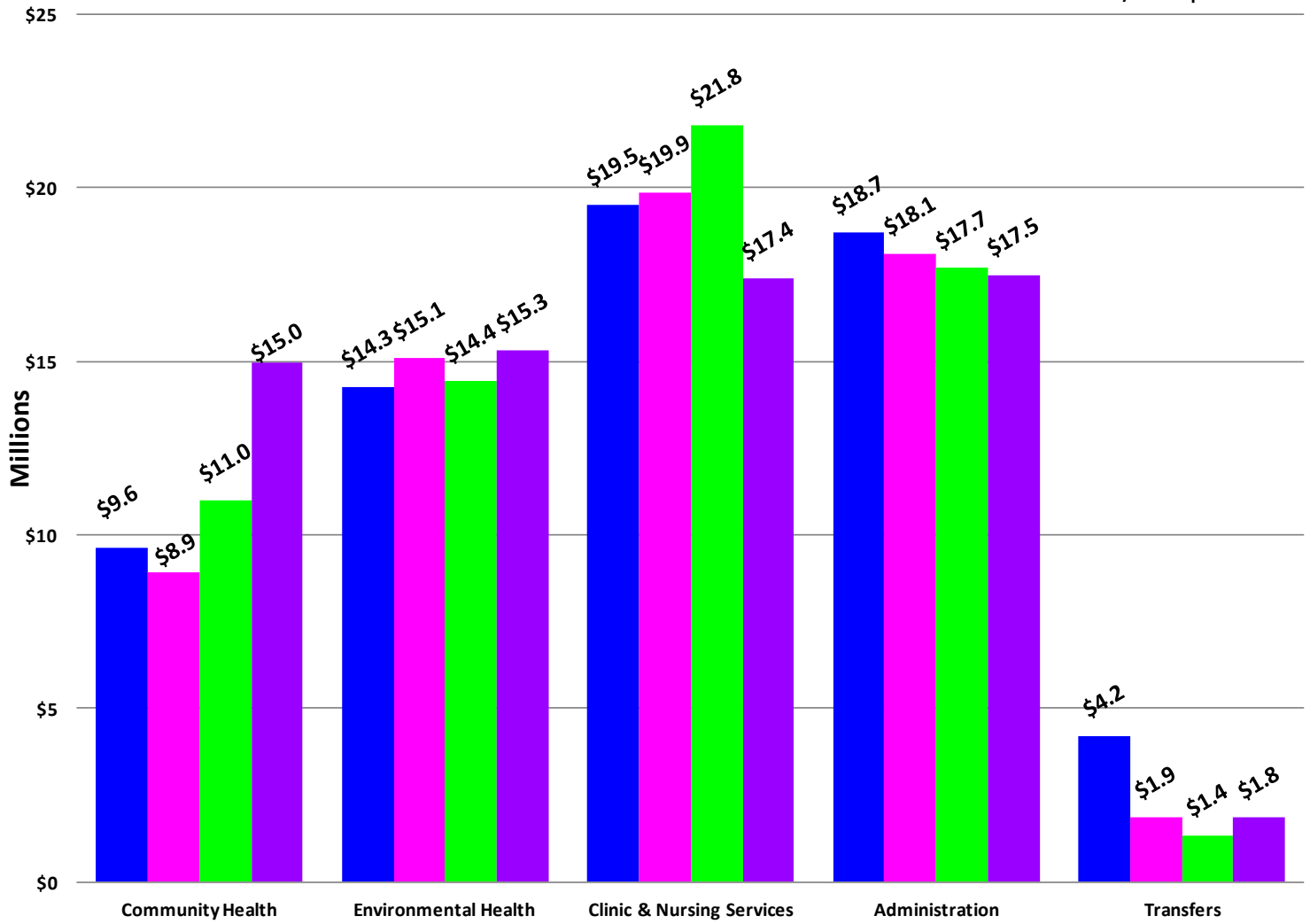


**Southern Nevada Health District
Comparison by Category
General and Special Revenue Funds**



**Southern Nevada Health District
Comparison by Division
General and Special Revenue Funds**

- 2013/14 Actual
- 2014/15 Original
- 2014/15 Estimated
- 2015/16 Adopted



General Fund

**SOUTHERN NEVADA HEALTH DISTRICT
2015/16 BUDGET
GENERAL FUNDS**

ALL DIVISIONS

REVENUES	2013/14	2014/15		2015/16
Description	Actual	Original	Estimated	Adopted
Contract Services	\$ 114,241	\$ 56,000	\$ 135,753	\$ 94,753
Fees for Service	8,027,596	8,335,917	8,557,466	8,963,608
General Receipts	327,329	172,994	215,500	205,500
Grants				
Federal Grants	2,331,346	2,390,002	4,628,167	-
Federal Pass-thru Grants	9,579,057	8,865,610	10,564,181	-
State Grants	801,432	946,890	2,391,980	-
Other Grants	75,780	78,707	84,800	-
Total Grants	12,787,615	12,281,209	17,669,128	-
Property Tax	17,988,360	18,916,517	18,916,517	19,738,151
Regulatory Revenue				
Food Permits	13,089,242	13,405,182	9,640,889	9,672,500
Plan Review Fees	1,577,828	1,895,743	1,589,000	1,750,000
Solid Waste Mgmt Fees	1,835,309	1,798,531	1,810,000	1,865,000
Underground Storage Tank Fees	399,324	402,373	418,000	415,000
Other Permits & Fees	1,331,086	1,258,361	5,275,000	5,325,000
Emergency Medical Services	88,551	87,000	93,522	95,000
Total Regulatory Revenue	18,321,340	18,847,190	18,826,411	19,122,500
Title XIX & Other	581,607	546,016	660,323	1,018,536
Total General Fund Operating Revenues	58,148,088	59,155,843	64,981,098	49,143,048
Transfer In - Proprietary Fund	519,458	718,000	495,147	556,950
Total General Fund Revenues	<u>\$58,667,546</u>	<u>\$59,873,843</u>	<u>\$65,476,245</u>	<u>\$49,699,998</u>

**SOUTHERN NEVADA HEALTH DISTRICT
2015/16 BUDGET
CLINIC AND NURSING SERVICES**

The Clinics and Nursing Services Division provides sexual transmitted disease and tuberculosis services and surveillance; maternal and child health care which includes Healthy Kids exams, sports physicals, day care exams, and case management, nurse family partnership and Child Protective Services, nurse liaison for children 4 years old and under and a refugee clinic; family planning and Teen Pregnancy Prevention program and women's health, adult and child immunizations. These services are provided at the Valley View Public Health Center, East Las Vegas Public Health Center, Henderson Public Health Center, and some limited services in Mesquite and speciality services at the Shadow Lane professional building. Additional clinics and services are provided regularly through field visits and at various sites throughout the urban and rural Clark County. There are over 336,000 client encounters that occur through this division each year.

Program	Proposed 2016 FTE	Total Expenditures*		
		General Fund	Special Revenue Funds	Percentage of Division
General Nursing	6.65	\$ 1,838,335	\$ -	8%
Maternal Child Health	22.15	2,251,632	1,505,767	15%
Family Planning	19	717,757	2,703,283	14%
Immunizations	37.35	5,838,573	1,228,235	29%
Ryan White Part A	14.3	878,139	2,110,858	12%
Ryan White Part B	3	80,880	349,413	2%
Substance Abuse Prevention and Treatment Agency	4.15	233,190	565,898	3%
Sexually Transmitted Disease Control	12	1,424,838	589,130	8%
Tuberculosis	11.2	1,611,970	440,480	8%
Grand Total	129.8	\$ 14,875,314	\$ 9,493,064	100%
Revenues Received from Programs		\$ 4,267,728	\$ 9,493,064	

* Includes Transfers Out

**SOUTHERN NEVADA HEALTH DISTRICT
2015/16 BUDGET
ENVIRONMENTAL HEALTH**

The Environmental Health Division protects the environment in Clark County through education as well as enforcement of State and/or Health District regulations governing: food service establishments; swimming pools and spas; hotels and motels; mobile home parks; child care facilities; schools; correctional facilities; tattoo, body piercing and permanent makeup artistry; subdivisions; recycling plants; underground storage tanks and hazardous waste management. Approximately 25,000 facilities are permitted each year and in excess of 56,000 inspections are conducted annually. The Division is responsible for updating the County's Solid Waste Management Plan. Staff specialists are also involved in disease outbreak investigation and control, as well as monitoring for various diseases such as West Nile Virus, plague, rabies and hantavirus.

Program	Proposed 2016 FTE	Total Expenditures*		
		General Fund	Special Revenue Funds	Percentage of Division
Environmental Health	9.61	\$ 2,184,301	\$ 5,973	11%
Food	66.68	8,474,753	-	43%
Plan Review	21.63	2,804,137	-	14%
General Environmental Health Permits	25.17	3,271,248	-	16%
Underground Storage Tanks	4.31	309,563	219,198	3%
Solid Waste Management	18.05	2,380,879	-	12%
Safe Drinking Water	1.3	60,118	116,046	1%
Grand Total	146.75	\$ 19,484,999	\$ 341,217	100%
Revenues Received from Programs		\$ 19,055,053	\$ 341,217	

* Includes Transfers Out

**SOUTHERN NEVADA HEALTH DISTRICT
2015/16 BUDGET
COMMUNITY HEALTH**

The objectives of the Community Health Division include monitoring, promoting, protecting and improving health status and reducing health disparities, gathering and interpreting data to guide public health decision-making and supporting action based on evidence-based practices, assuring readiness and response for public health emergencies, and promoting healthy behaviors to preserve wellness. The following programs comprise this division: office of chronic disease prevention and health promotion, emergency medical services and trauma systems, office of epidemiology and disease surveillance, office of informatics, office of public health preparedness, the Southern Nevada Public Health Laboratory and vital statistics.

Program	Proposed 2016 FTE	Total Expenditures*		
		General Fund	Special Revenue Funds	Percentage of Division
Community Health Administration	2.95	\$ 680,961	\$ -	3%
Office of Chronic Disease and Health Promotion	12.35	1,773,085	4,345,497	25%
Epidemiology	39.85	3,289,327	4,066,536	30%
Office of Public Health Preparedness	15.55	431,852	2,766,932	13%
Emergency Medical Services	5.1	954,788	-	4%
Vital Statistics	11	2,422,104	-	10%
Informatics	3	477,168	252,034	3%
Southern Nevada Public Health Laboratory	17.5 **	2,367,118	974,307	13%
Grand Total	107.3	\$ 12,396,403	\$ 12,405,306	100%
Revenues Received from Programs		\$ 3,086,616	\$ 12,405,306	

* Includes Transfers Out

**Proprietary Fund

**SOUTHERN NEVADA HEALTH DISTRICT
2015/16 BUDGET
ADMINISTRATION**

Overall Health District management is provided by the Chief Health Officer through the Administration Division. General administrative functions provided by the division include: human resources; accounts payable/receivable; purchasing; shipping/receiving; cash accountability; financial analysis; internal audit; grant/contract administration; food handler education; public information; information technology; business group; record management; general supply; mailroom; print shop services; accreditation; quality improvement; performance management and strategic planning. Maintenance of the 253,520 square feet of Health District facilities include janitorial services, security, and grounds maintenance.

Program	Proposed 2016 FTE	Total Expenditures*		
		General Fund	Special Revenue Funds	Percentage of Division
Administration	5	\$ 1,971,353	\$ -	11%
Finance	23	2,345,642	-	13%
Legal Services	3	876,378	-	5%
Public Information Office	6.4	882,892	-	5%
Food Handler Education	11	1,201,027	-	7%
Maintenance	22.5	5,048,526	-	28%
Information Technologies	19.05	3,531,664	-	20%
Human Resources	8	925,660	-	5%
Business Group	10	985,622	-	6%
SubTotal	107.95	\$ 17,768,764	\$ -	100%
Cost Allocation		\$(14,025,883)	\$ -	
Grand Total	107.95	\$ 3,742,881	\$ -	100%
Revenues Received from Programs		\$ 22,479,513	\$ -	

* Includes Transfers Out

**SOUTHERN NEVADA HEALTH DISTRICT
2015/16 BUDGET
GENERAL FUNDS**

ALL DIVISIONS

EXPENDITURES	2013/14	2014/15		2015/16
Description	<u>Actual</u>	<u>Original</u>	<u>Estimated</u>	<u>Adopted</u>
<i>Clinic & Nursing Services Division</i>				
Salaries	\$11,310,901	\$11,102,391	\$12,001,534	\$ 5,055,260
Fringe Benefits & Payroll Taxes	4,258,491	4,293,290	4,587,074	2,078,105
Travel & Training	153,315	224,527	218,416	87,945
Supplies	2,071,420	2,200,125	2,589,913	2,102,013
Services & Contracts	1,720,115	1,956,356	2,405,107	695,491
Indirect Costs	-	99,491	6,315,051	2,899,445
Total Clinic & Nursing Services	<u>19,514,243</u>	<u>19,876,180</u>	<u>28,117,095</u>	<u>12,918,259</u>
<i>Environmental Health Division</i>				
Salaries	9,811,513	10,251,108	9,822,871	9,764,533
Fringe Benefits & Payroll Taxes	3,759,070	3,926,485	3,694,028	4,138,320
Travel & Training	364,818	403,144	404,412	351,474
Supplies	101,246	173,008	173,008	111,954
Services & Contracts	232,808	329,518	314,518	686,000
Capital Outlay	2,204	-	19,150	-
Indirect Costs	-	-	4,169,917	4,356,133
Total Environmental Health	<u>14,271,659</u>	<u>15,083,263</u>	<u>18,597,904</u>	<u>19,408,414</u>
<i>Community Health Division</i>				
Salaries	4,987,413	4,776,176	4,806,283	3,430,163
Fringe Benefits & Payroll Taxes	1,833,180	1,844,288	1,863,408	1,353,163
Travel & Training	81,014	155,089	157,088	89,054
Supplies	931,380	1,094,998	1,165,079	945,201
Services & Contracts	1,794,148	1,033,813	2,890,675	297,855
Capital Outlay	-	-	105,000	-
Indirect Costs	-	-	3,179,794	1,769,806
Total Community Health	<u>9,627,135</u>	<u>8,904,364</u>	<u>14,167,327</u>	<u>7,885,242</u>
<i>Administration</i>				
Salaries	8,597,429	7,583,402	7,532,353	7,284,869
Fringe Benefits & Payroll Taxes	3,543,593	3,130,391	3,014,851	3,359,042
Travel & Training	206,800	167,477	156,708	197,040
Supplies	633,313	804,141	623,355	737,125
Services & Contracts	5,723,142	6,424,431	6,364,825	5,921,123
Indirect Costs	-	-	303,542	269,565
Cost Reimbursement	-	-	(13,456,149)	(14,025,883)
Total Administration	<u>18,704,277</u>	<u>18,109,842</u>	<u>4,539,485</u>	<u>3,742,881</u>

**SOUTHERN NEVADA HEALTH DISTRICT
2015/16 BUDGET
GENERAL FUNDS**

ALL DIVISIONS

EXPENDITURES	2013/14	2014/15		2015/16
Description	<u>Actual</u>	<u>Original</u>	<u>Estimated</u>	<u>Adopted</u>
<i>All Divisions</i>				
Salaries	34,707,257	33,713,077	34,163,041	25,534,825
Fringe Benefits & Payroll Taxes	13,394,334	13,194,454	13,159,361	10,928,630
Travel & Training	805,947	950,237	936,624	725,513
Supplies	3,737,359	4,272,272	4,551,355	3,896,293
Services & Contracts	9,470,213	9,744,118	11,975,125	7,600,469
Capital Outlay	2,204	-	124,150	-
Indirect Costs	-	99,491	13,968,304	9,294,949
Cost Reimbursement	-	-	(13,456,149)	(14,025,883)
Total Operating Expenditures	<u>62,117,313</u>	<u>61,973,649</u>	<u>65,421,811</u>	<u>43,954,796</u>
<i>Other Financing Uses</i>				
Transfer Out-Special Revenue Funds	-	-	-	4,177,257
Transfer Out-Building Reserve Fund	3,581,152	1,350,639	1,350,639	1,350,639
Transfer Out-Laboratory Proprietary Fund	633,366	506,640	-	1,783,633
Transfer Out-Insurance Liability Internal Serv	-	-	-	100,400
Total Other Financing Uses	<u>4,214,518</u>	<u>1,857,279</u>	<u>1,350,639</u>	<u>7,411,929</u>
Total General Fund Expenditures	<u>\$66,331,831</u>	<u>\$63,830,928</u>	<u>\$66,772,450</u>	<u>\$51,366,725</u>

Special Revenue Funds

**SOUTHERN NEVADA HEALTH DISTRICT
2015/16 BUDGET
SPECIAL REVENUE FUNDS**

ALL DIVISIONS

REVENUES	Description	2013/14	2014/15		2015/16
		Actual	Original	Estimated	Adopted
	CDC-Partnerships to Improve Community Health	\$ -	\$ -	\$ -	\$ 2,650,555
	Family Planning Services	-	-	-	1,350,000
	Farmers' Market Promotion Program	-	-	-	46,646
	Healthy Start	-	-	-	731,250
	Healthy Tomorrows Partnership	-	-	-	43,745
	Teen Pregnancy Prevention Program	-	-	-	750,000
	Total Federal Grant Funds	-	-	-	5,572,196
	Adult Viral Hepatitis Prevention & Control	-	-	-	38,715
	CC-Ryan White Part A	-	-	-	1,639,140
	CDC-Hospital Preparedness Program	-	-	-	648,525
	CDC-Public Health Emergency Preparedness	-	-	-	1,270,675
	CDC-Tobacco Control	-	-	-	233,082
	Cities Readiness Initiative	-	-	-	432,916
	EPA-State Public Water System Supervision	-	-	-	90,000
	EPA-Underground Storage Tank Prevention Detecti	-	-	-	170,000
	Epidemiology Laboratory Capacity Informatics	-	-	-	195,466
	HIV Prevention Activities	-	-	-	1,309,344
	HIV/AIDS Surveillance	-	-	-	140,460
	Immunization Operations	-	-	-	652,563
	Maternal & Child Health Consolidated Programs	-	-	-	87,000
	MDRC Mother & Infant Home Visiting Program	-	-	-	7,500
	NACCHO-Mentorship Program	-	-	-	4,632
	Nurse Family Partnership-Home Visit	-	-	-	387,713
	Prevention & Treatment of Substance Abuse	-	-	-	438,885
	Ryan White Part B	-	-	-	533,785
	Sexually Transmitted Disease Control	-	-	-	456,902
	Tuberculosis Control Program	-	-	-	341,616
	Total Federal Pass-thru Grant Funds	-	-	-	9,078,919
	Drowning Prevention	-	-	-	8,000
	Funds for Healthy Nevada Tobacco	-	-	-	495,582
	Immunization Assessment, Feedback, Incentives, & eXchar	-	-	-	300,000
	Ryan White Part B	-	-	-	1,554,119
	Total State Grant Funds	-	-	-	2,357,701
	Child Protective Services	-	-	-	78,707
	NACCHO-Medical Reserve Corp	-	-	-	500
	Total Other Grant Funds	-	-	-	79,207
	Total Grant Funding	-	-	-	17,088,023
	Transfer In - General Fund	-	-	-	4,177,257
	Total Special Revenue Funds Revenues	\$ -	\$ -	\$ -	\$21,265,280

SOUTHERN NEVADA HEALTH DISTRICT

2015/16 BUDGET

SPECIAL REVENUE FUNDS

ALL DIVISIONS

EXPENDITURES	Description	2013/14	2014/15		2015/16
		<u>Actual</u>	<u>Original</u>	<u>Estimated</u>	<u>Adopted</u>
<i>Clinic & Nursing Services Division</i>					
	Salaries	\$ -	\$ -	\$ -	\$ 4,242,939
	Fringe Benefits & Payroll Taxes	-	-	-	1,846,419
	Travel & Training	-	-	-	103,268
	Supplies	-	-	-	252,276
	Services & Contracts	-	-	-	917,486
	Indirect Costs	-	-	-	2,130,677
	Total Clinic & Nursing Services	-	-	-	9,493,065
<i>Environmental Health Division</i>					
	Salaries	-	-	-	181,321
	Fringe Benefits & Payroll Taxes	-	-	-	78,679
	Travel & Training	-	-	-	4,632
	Indirect Costs	-	-	-	76,585
	Total Environmental Health	-	-	-	341,217
<i>Community Health Division</i>					
	Salaries	-	-	-	3,244,634
	Fringe Benefits & Payroll Taxes	-	-	-	1,402,480
	Travel & Training	-	-	-	140,969
	Supplies	-	-	-	229,439
	Services & Contracts	-	-	-	3,847,841
	Indirect Costs	-	-	-	2,565,635
	Total Community Health	-	-	-	11,430,998
<i>All Divisions</i>					
	Salaries	-	-	-	7,668,894
	Fringe Benefits & Payroll Taxes	-	-	-	3,327,578
	Travel & Training	-	-	-	248,869
	Supplies	-	-	-	481,715
	Services & Contracts	-	-	-	4,765,327
	Indirect Costs	-	-	-	4,772,897
	Total Special Revenue Funds Expenditures	\$ -	\$ -	\$ -	\$21,265,280

Other Funds

**SOUTHERN NEVADA HEALTH DISTRICT
2015/16 BUDGET
BOND RESERVE FUND - BUILDING**

	<u>2013/14</u>	<u>2014/15</u>		<u>2015/16</u>
	<u>Actual</u>	<u>Original</u>	<u>Estimated</u>	<u>Adopted</u>
Beginning Fund Balance	\$ 11,313,465	\$ 14,997,117	\$ 15,005,809	\$ 4,411,448
Revenues	111,192	99,000	55,000	30,000
Expenditures	-	(16,446,756)	(12,000,000)	-
Other Financing Sources (Uses)				
Transfer from General Fund	3,581,152	1,350,639	1,350,639	1,350,639
Change in Fund Balance	3,692,344	(14,997,117)	(10,594,361)	1,380,639
Ending Fund Balance	<u>\$ 15,005,809</u>	<u>\$ -</u>	<u>\$ 4,411,448</u>	<u>\$ 5,792,087</u>

**SOUTHERN NEVADA HEALTH DISTRICT
2015/16 BUDGET
CAPITAL PROJECTS RESERVE FUND**

	<u>2013/14</u>	<u>2014/15</u>		<u>2015/16</u>
	<u>Actual</u>	<u>Original</u>	<u>Estimated</u>	<u>Adopted</u>
Beginning Fund Balance	\$ 6,534,951	\$ 5,954,951	\$ 6,318,172	\$ 5,733,172
Revenues	52,239	48,000	40,000	40,000
Expenditures	(267,560)	(6,002,951)	(625,000)	(4,470,000)
Other Financing Sources (Uses)				
Transfer to General Fund	(1,458)	-	-	-
Change in Fund Balance	(216,779)	(5,954,951)	(585,000)	(4,430,000)
Ending Fund Balance	<u>\$ 6,318,172</u>	<u>\$ -</u>	<u>\$ 5,733,172</u>	<u>\$ 1,303,172</u>

**SOUTHERN NEVADA HEALTH DISTRICT
2015/16 BUDGET
LABORATORY PROPRIETARY FUND**

	<u>2013/14</u>	<u>2014/15</u>		<u>2015/16</u>
	<u>Actual</u>	<u>Original</u>	<u>Estimated</u>	<u>Adopted</u>
Beginning Balance, July 1, 2015	\$ 3,509,166	\$ 2,230,644	\$ 2,226,817	\$ 407,485
Revenues	1,370,939	997,546	982,157	974,307
Expenses (less depreciation)	(2,767,196)	(3,016,730)	(2,306,342)	(2,608,475)
Other Financing Sources (Uses)				
Transfer In - General Fund	633,366	506,540	-	1,783,633
Transfer Out - General Fund	(519,458)	(718,000)	(495,147)	(556,950)
Change in Cash Balance	(1,282,349)	(2,230,644)	(1,819,332)	(407,485)
Ending Balance, June 30, 2016	\$ 2,226,817	\$ -	\$ 407,485	\$ -

REVENUES	Description	<u>2013/14</u>	<u>2014/15</u>		<u>2015/16</u>
		<u>Actual</u>	<u>Original</u>	<u>Estimated</u>	<u>Adopted</u>
	Gain/Loss on Sale of Assets	\$ 4,150	\$ -	\$ -	\$ -
	CDC-Public Health Emergency Preparedness	1,339,081	972,546	961,786	971,999
	APHL - CLIA Training Funding	-	-	18,600	-
	APHL - Quality Improvement	-	-	771	2,308
	APHL - Samples	600	1,000	1,000	-
	Interest Earned	27,109	24,000	-	-
	Transfer In-General Fund	-	-	-	1,783,633
	Total Revenue	\$ 1,370,940	\$ 997,546	\$ 982,157	\$ 2,757,940

EXPENSES	Description	<u>2013/14</u>	<u>2014/15</u>		<u>2015/16</u>
		<u>Actual</u>	<u>Original</u>	<u>Estimated</u>	<u>Adopted</u>
	Salaries	\$ 1,274,557	\$ 1,430,081	\$ 1,305,450	\$ 1,431,434
	Fringe Benefits & Payroll Taxes	558,662	549,671	487,034	623,319
	Travel & Training	15,195	23,600	14,494	26,700
	Supplies	384,946	563,627	318,628	253,112
	Services & Contracts	297,108	359,750	156,750	228,910
	Capital Outlay	-	90,000	23,986	45,000
	Indirect Costs	519,458	718,000	495,147	556,950
	Depreciation	164,912	172,637	172,637	176,000
	Total Expenses	\$ 3,214,838	\$ 3,907,366	\$ 2,974,126	\$ 3,341,425

**SOUTHERN NEVADA HEALTH DISTRICT
2015/16 BUDGET
LIABILITY RESERVE FUND**

	<u>2013/14</u>	<u>2014/15</u>		<u>2015/16</u>
	<u>Actual</u>	<u>Original</u>	<u>Estimated</u>	<u>Adopted</u>
Beginning Fund Balance	\$ 889,535	\$ 786,735	\$ 800,091	\$ 757,291
Revenues	12,533	7,200	7,200	5,300
Expenditures	(101,977)	(100,000)	(50,000)	(100,000)
Other Financing Sources (Uses)				
Transfer from General Fund	-	-	-	100,400
Change in Fund Balance	(89,444)	(92,800)	(42,800)	5,700
Ending Fund Balance	<u>\$ 800,091</u>	<u>\$ 693,935</u>	<u>\$ 757,291</u>	<u>\$ 762,991</u>

Submission
to
Clark County, Nevada

<u>REVENUES</u>	(1)	(2)	(3) (4)	
	ACTUAL PRIOR YEAR ENDING 06/30/2014	ESTIMATED CURRENT YEAR ENDING 06/30/2015	BUDGET YEAR ENDING 06/30/2016 TENTATIVE APPROVED	FINAL APPROVED
Licenses & Permits				
Business Licenses & Permits				
Business Licenses	20,505,557	18,826,411	19,122,500	19,122,500
Intergovernmental Revenues				
Federal Grants				
Health & Human Services	11,910,422	15,192,348		
Other	1,298,805	2,976,780	525,000	525,000
State Shared Revenues				
Other	17,988,360	18,916,517	19,555,152	19,738,151
Subtotal	31,197,587	37,085,645	20,080,152	20,263,151
Charges for Services				
Health & Welfare				
Other	6,117,614	9,217,789	9,982,144	9,982,144
Miscellaneous				
Interest Earnings	165,737	145,000	170,000	170,000
Contributions & Donations from Private Sources	29,081	11,000	10,000	10,000
Other	101,273	190,400	152,203	152,203
Subtotal	296,091	346,400	332,203	332,203
Subtotal Revenues	58,116,849	65,476,245	49,516,999	49,699,998
OTHER FINANCING SOURCES (specify)				
Operating Transfers In (Schedule T)				
From Fund 7060 (SNHD Capital Improv)	1,458			
BEGINNING FUND BALANCE	21,076,238	12,862,706	11,566,501	11,566,501
Prior Period Adjustments				
Residual Equity Transfers				
TOTAL BEGINNING FUND BALANCE	21,076,238	12,862,706	11,566,501	11,566,501
TOTAL AVAILABLE RESOURCES	79,194,545	78,338,951	61,083,500	61,266,499

Clark County
(Local Government)

SCHEDULE B

Fund 7050
Southern Nevada Health District

EXPENDITURES	(1)	(2)	(4)	
	ACTUAL PRIOR YEAR ENDING 06/30/2014	ESTIMATED CURRENT YEAR ENDING 06/30/2015	BUDGET YEAR ENDING 06/30/2016	
			TENTATIVE APPROVED	FINAL APPROVED
Health				
Health District				
Salaries & Wages	34,707,255	34,163,041	25,534,825	25,534,825
Employee Benefits	13,394,340	13,159,361	10,928,630	10,928,630
Services & Supplies	14,015,726	17,975,259	7,491,341	7,491,341
Capital Outlay		124,150		
Subtotal Expenditures	62,117,321	65,421,811	43,954,796	43,954,796
OTHER USES				
Contingency (not to exceed 3% of Total Expenditures)				
Operating Transfers Out (Schedule T)				
To Fund 7070 (SNHD Bond Reserve)	3,581,152	1,350,639	1,350,639	1,350,639
To Fund 7090 (SNHD Grants)			4,177,257	4,177,257
To Fund 7620/7700 (SNHD Prop Fund)	633,366		1,884,033	1,884,033
Subtotal	4,214,518	1,350,639	7,411,929	7,411,929
ENDING FUND BALANCE	12,862,706	11,566,501	9,716,775	9,899,774
TOTAL FUND COMMITMENTS AND FUND BALANCE	79,194,545	78,338,951	61,083,500	61,266,499

Clark County
(Local Government)

SCHEDULE B

Fund 7050
Southern Nevada Health District

REVENUES	(1)	(2)	(3) (4) BUDGET YEAR ENDING 06/30/2016	
	ACTUAL PRIOR YEAR ENDING 06/30/2014	ESTIMATED CURRENT YEAR ENDING 06/30/2015	TENTATIVE APPROVED	FINAL APPROVED
Miscellaneous				
Interest Earnings	52,239	40,000	40,000	40,000
Subtotal Revenues	52,239	40,000	40,000	40,000
OTHER FINANCING SOURCES (specify)				
Operating Transfers In (Schedule T)				
BEGINNING FUND BALANCE	6,534,951	6,318,172	5,733,172	5,733,172
Prior Period Adjustments				
Residual Equity Transfer				
TOTAL BEGINNING FUND BALANCE	6,534,951	6,318,172	5,733,172	5,733,172
TOTAL AVAILABLE RESOURCES	6,587,190	6,358,172	5,773,172	5,773,172
EXPENDITURES				
Health				
Health District				
Capital Outlay	267,560	625,000	4,470,000	4,470,000
Subtotal Expenditures	267,560	625,000	4,470,000	4,470,000
OTHER USES				
Contingency (not to exceed 3% of Total Expenditures)				
Operating Transfers Out (Schedule T) To Fund 7050 (So NV Health District)	1,458			
ENDING FUND BALANCE	6,318,172	5,733,172	1,303,172	1,303,172
TOTAL FUND COMMITMENTS AND FUND BALANCE	6,587,190	6,358,172	5,773,172	5,773,172

Clark County
(Local Government)

SCHEDULE B

Fund 7060
Southern Nevada Health District Capital Improvement

REVENUES	(1)	(2)	(3) (4) BUDGET YEAR ENDING 06/30/2016	
	ACTUAL PRIOR YEAR ENDING 06/30/2014	ESTIMATED CURRENT YEAR ENDING 06/30/2015	TENTATIVE APPROVED	FINAL APPROVED
Miscellaneous				
Interest Earnings	111,192	55,000	30,000	30,000
Subtotal Revenues	111,192	55,000	30,000	30,000
OTHER FINANCING SOURCES (specify)				
Operating Transfers In (Schedule T)				
From Fund 7050 (So NV Health District)	3,581,152	1,350,639	1,350,639	1,350,639
BEGINNING FUND BALANCE	11,313,465	15,005,809	4,411,448	4,411,448
Prior Period Adjustments				
Residual Equity Transfer				
TOTAL BEGINNING FUND BALANCE	11,313,465	15,005,809	4,411,448	4,411,448
TOTAL AVAILABLE RESOURCES	15,005,809	16,411,448	5,792,087	5,792,087
EXPENDITURES				
Health				
Health District				
Capital Outlay		12,000,000		
Subtotal Expenditures	0	12,000,000	0	0
OTHER USES				
Contingency (not to exceed 3% of Total Expenditures)				
Operating Transfers Out (Schedule T)				
ENDING FUND BALANCE	15,005,809	4,411,448	5,792,087	5,792,087
TOTAL FUND COMMITMENTS AND FUND BALANCE	15,005,809	16,411,448	5,792,087	5,792,087

Clark County
(Local Government)

SCHEDULE B

Fund 7070
Southern Nevada Health District Bond Reserve

<u>REVENUES</u>	(1)	(2)	(4)	
	ACTUAL PRIOR YEAR ENDING 06/30/2014	ESTIMATED CURRENT YEAR ENDING 06/30/2015	BUDGET YEAR ENDING 06/30/2016	
			TENTATIVE APPROVED	FINAL APPROVED
Intergovernmental Revenues				
Federal Grants				
Department of Health & Human Services			14,651,115	14,651,115
Other			2,436,908	2,436,908
Subtotal			17,088,023	17,088,023
OTHER FINANCING SOURCES (specify)				
Operating Transfers In (Schedule T)				
From Fund 7050 (So NV Health District)			4,177,257	4,177,257
BEGINNING FUND BALANCE			0	0
Prior Period Adjustments				
Residual Equity Transfers				
TOTAL BEGINNING FUND BALANCE			0	0
TOTAL AVAILABLE RESOURCES			21,265,280	21,265,280
<u>EXPENDITURES</u>				
Health				
Health District				
Salaries & Wages			7,668,894	7,668,894
Employee Benefits			3,327,578	3,327,578
Services & Supplies			10,268,808	10,268,808
Subtotal Expenditures			21,265,280	21,265,280
OTHER USES				
Contingency (not to exceed 3% of Total Expenditures)				
Operating Transfers Out (Schedule T)				
ENDING FUND BALANCE			0	0
TOTAL FUND COMMITMENTS AND FUND BALANCE			21,265,280	21,265,280

Clark County
(Local Government)

SCHEDULE B

Fund 7090
Southern Nevada Health District

<u>PROPRIETARY FUND</u>	(1)	(2)	(3) (4)	
	ACTUAL PRIOR YEAR ENDING 06/30/2014	ESTIMATED CURRENT YEAR ENDING 06/30/2015	BUDGET YEAR ENDING 06/30/2016	
			TENTATIVE APPROVED	FINAL APPROVED
Total Operating Revenue	0	0	0	0
OPERATING EXPENSE				
Health				
Salaries & Wages	1,274,557	1,305,450	1,431,434	1,431,434
Employee Benefits	558,663	487,034	623,319	623,319
Services & Supplies	1,318,684	1,035,019	1,165,672	1,165,672
Depreciation/Amortization	164,912	172,637	176,000	176,000
Total Operating Expense	3,316,816	3,000,140	3,396,425	3,396,425
Operating Income or (Loss)	(3,316,816)	(3,000,140)	(3,396,425)	(3,396,425)
NONOPERATING REVENUES				
Interest Earnings	34,642	7,200	5,300	5,300
Federal and State Grants	1,339,681	981,157	974,307	974,307
Other	9,150	1,000		
Total Nonoperating Revenues	1,383,473	989,357	979,607	979,607
NONOPERATING EXPENSES				
Total Nonoperating Expenses	0	0	0	0
Net Income (Loss) before				
Operating Transfers	(1,933,343)	(2,010,783)	(2,416,818)	(2,416,818)
Operating Transfers (Schedule T)				
In From Fund 7050 (Southern NV Health District)	633,366		1,884,033	1,884,033
Out				
Net Operating Transfers	633,366	0	1,884,033	1,884,033
NET INCOME (LOSS)	(1,299,977)	(2,010,783)	(532,785)	(532,785)

Clark County
(Local Government)

SCHEDULE F-1 REVENUES, EXPENSES AND NET INCOME

Fund 7620/7700
Southern Nevada Health District - Proprietary Fund

<u>PROPRIETARY FUND</u>	(1)	(2)	(3)		(4)
	ACTUAL PRIOR YEAR ENDING 06/30/2014	ESTIMATED CURRENT YEAR ENDING 06/30/2015	BUDGET YEAR ENDING 06/30/2016		
			TENTATIVE APPROVED	FINAL APPROVED	
A. CASH FLOWS FROM OPERATING ACTIVITIES:					
Cash paid to employees & benefits	(1,267,039)	(1,792,484)	(2,054,753)	(2,054,753)	
Cash paid for services & supplies	(1,845,936)	(1,035,019)	(1,165,672)	(1,165,672)	
a. Net cash provided by (or used for) operating activities	(3,112,975)	(2,827,503)	(3,220,425)	(3,220,425)	
B. CASH FLOWS FROM NONCAPITAL FINANCING ACTIVITIES:					
Federal and state grants	1,641,014	981,157	974,307	974,307	
Transfers from other funds	633,366		1,884,033	1,884,033	
Other	5,000	1,000			
b. Net cash provided by (or used for) noncapital financing activities	2,279,380	982,157	2,858,340	2,858,340	
C. CASH FLOWS FROM CAPITAL AND RELATED FINANCING ACTIVITIES:					
Acquisition, construction, or improvement of capital assets	(71,815)	(23,986)	(45,000)	(45,000)	
Other	22,983				
c. Net cash provided by (or used for) financing activities	(48,832)	(23,986)	(45,000)	(45,000)	
D. CASH FLOWS FROM INVESTING ACTIVITIES:					
Interest earnings	34,642	7,200	5,300	5,300	
d. Net cash provided by (or used in) investing activities	34,642	7,200	5,300	5,300	
NET INCREASE (DECREASE) in cash and cash equivalents (a+b+c+d)	(847,785)	(1,862,132)	(401,785)	(401,785)	
CASH AND CASH EQUIVALENTS AT JULY 1, 20xx	4,759,222	3,911,437	2,049,305	2,049,305	
CASH AND CASH EQUIVALENTS AT JUNE 30, 20xx	3,911,437	2,049,305	1,647,520	1,647,520	

Clark County
(Local Government)

SCHEDULE F-2 STATEMENT OF CASH FLOWS

Fund 7620/7700
Southern Nevada Health District - Proprietary Fund

Public Notice

Affidavit of Publication

STATE OF NEVADA)
COUNTY OF CLARK) SS:

**SO NEVADA HEALTH DISTRICT
PO BOX 3902
LAS VEGAS NV 89127-3902**

**Account # 22345
Ad Number 0000551036**

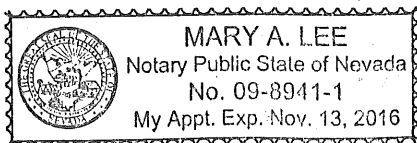
Eileen Gallagher, being 1st duly sworn, deposes and says: That she is the Legal Clerk for the Las Vegas Review-Journal and the Las Vegas Sun, daily newspapers regularly issued, published and circulated in the City of Las Vegas, County of Clark, State of Nevada, and that the advertisement, a true copy attached for, was continuously published in said Las Vegas Review-Journal and / or Las Vegas Sun in 1 edition(s) of said newspaper issued from 06/23/2015 to 06/23/2015, on the following days:

06 / 23 / 15

ISI Eileen Gallagher
LEGAL ADVERTISEMENT REPRESENTATIVE

Subscribed and sworn to before me on this 23rd day of June, 2015

Notary *Mary Lee*



PUBLIC NOTICE

Pursuant to Nevada Administrative Code (NAC) 354.561, Southern Nevada Health District is required to publish a summary fiscal report of its General and Proprietary funds. The information contained in the summary below was adopted by the Southern Nevada District Board of Health which also includes the Special Revenue funds.

Southern Nevada Health District General Fund

	ACTUAL PRIOR YEAR ENDING 6/30/2014	ESTIMATED CURRENT YEAR ENDING 6/30/2015	BUDGET YEAR ENDING 6/30/16 FINAL APPROVED
Beginning Fund Balance	21,076,238	12,862,706	11,566,501
Total Available Revenues*	58,118,307	65,476,245	49,699,998
Total Expenditures**	66,331,839	66,772,450	51,366,725
Ending Fund Balance	12,862,706	11,566,501	9,899,774

Southern Nevada Health District Special Revenue Fund

	ACTUAL PRIOR YEAR ENDING 6/30/2014	ESTIMATED CURRENT YEAR ENDING 6/30/2015	BUDGET YEAR ENDING 6/30/16 FINAL APPROVED
Beginning Fund Balance	0	0	0
Total Available Revenues*	0	0	21,265,280
Total Expenditures**	0	0	21,265,280
Ending Fund Balance	0	0	0

Proprietary Funds

	ACTUAL PRIOR YEAR ENDING 6/30/2014	ESTIMATED CURRENT YEAR ENDING 6/30/2015	BUDGET YEAR ENDING 6/30/16 FINAL APPROVED
Total Operating Revenues	0	0	0
Total Operating Expenses	3,316,816	3,000,140	3,396,425
Total Non-Operating Revenues	1,383,473	989,357	979,607
Total Non-Operating Expenses	0	0	0

*Includes Transfers In

**Includes Transfers Out

A complete copy of the Fiscal Year 2015-16 Southern Nevada Health District Final Budget is on file for public inspection with Office of the Director of Administration at: 330 S. Valley View Blvd., Las Vegas, NV 89127

/s/ ANDREW J. GLASS, FACHE, MS
 Director of Administration
 Southern Nevada Health District

PUB: June 23, 2015 LV Review-Journal